


































Recommended uses

ENGINE	BLADE: TYPE AND SIZE (mm)	2 BLADES	4 BLADES
From 30 cc and over	 <p>MONOFLY™ 2,8</p>	 - Universal cutting	 - Brambles - Brushwood
	 <p>DUALFLY™ 2,8</p>	 - Thick grass, "Mulching" effect	  - Brambles - Ecological flooring - Brushwood - Ditches - Road embankments
	 <p>MONOSEGA™ 2,5</p>  <p>MONOELICA™ 2,5</p>	 - Tall grass  - Thin grass	
From 40 cc and over	 <p>MONOFLY™ 3,5</p>	 - Universal cutting	 - Brambles - Brushwood
	 <p>DUALFLY™ 3,5</p>	 - Thick grass, "Mulching" effect	  - Brambles - Ecological flooring - Brushwood - Ditches - Road embankments
	 <p>MONOSEGA™ 3,5</p>  <p>MONOELICA™ 3,0</p>	 - Tall grass  - Thin grass	
From 50 cc and over	 <p>MONOFLY™ 4,5</p>	 - Universal cutting	 - Brambles - Brushwood
	 <p>DUALFLY™ 4,5</p>	 - Thick grass, "Mulching" effect	  - Brambles - Ecological flooring - Brushwood - Ditches - Road embankments
	 <p>MONOSEGA™ 4,5</p>  <p>MONOELICA™ 3,5</p>	 - Tall grass  - Thin grass	